

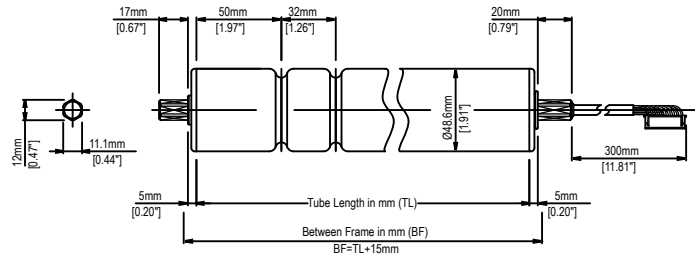
# PM486FS

## 1.91" (48.6MM) Diameter 24V DC Motorized Roller

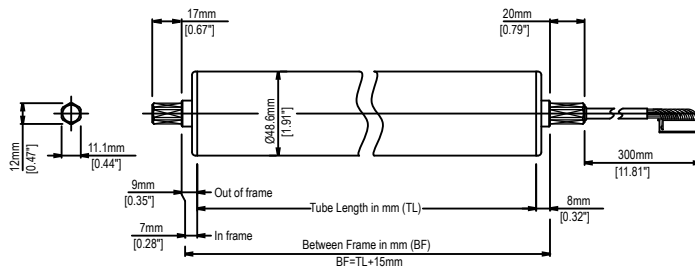
### Features:

- Time tested performance.
- DC brushless motor provides long life.
- Inner rotor design.
- 7/16" hex ( plain ) shaft standard.

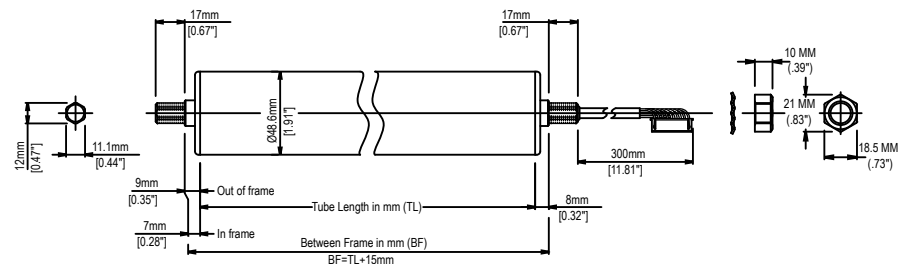
## DIMENSIONS



Standard Hex Shafts with Grooved Tube



JR-(Yoke Style) Hex Shafts / Straight Tube




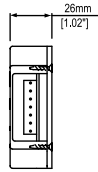
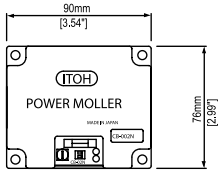
JT-(Threaded) Hex Shafts / Straight Tube

## OPERATING CHARACTERISTICS WITH CB-002 DRIVER CARD

3-stage		PM486FS-15						
Pot.	EXT Voltage(V)	Speed (ft/min) ± 5%		Tangential Force (lb)	Torque (lb-in)	Current (A)		
		No-Load	Rated	Starting	Starting	Starting	No-Load	Rated
Max	0	54.0	46.6	60.8	58.2	3.0	0.6	1.3

2-stage		PM486FS-55						
Pot.	EXT Voltage(V)	Speed (ft/min) ± 5%		Tangential Force (lb)	Torque (lb-in)	Current (A)		
		No-Load	Rated	Starting	Starting	Starting	No-Load	Rated
Max	0	203.7	175.5	18.3	17.6	3.0	0.6	1.3



CB-002N

## OPERATING CHARACTERISTICS WITH CB-016S2 DRIVER CARD

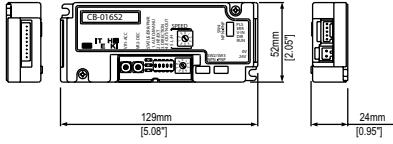
3-stage			PM486FS-15						
DIP	Switch	EXT Voltage(V)	Speed (ft/min) ± 5%		Tangential Force (lb)	Torque (lb-in)	Current (A)		
			No-Load	Rated	Starting	Starting	Starting	No-Load	Rated
ON	9	9.75 ± 0.2	56.8	44.3	72.0	69.0	4.0	0.5	2.1
	8	9.25 ± 0.2	51.8	44.3	72.0	69.0	4.0	0.5	2.1
	7	8.75 ± 0.2	49.5	44.3	72.0	69.0	4.0	0.5	2.0
	6	8.25 ± 0.2	47.2	46.6	72.0	69.0	4.0	0.5	1.9
	5	7.75 ± 0.2	44.9	44.9	72.0	69.0	4.0	0.5	1.8
	4	7.25 ± 0.2	42.7	42.3	72.0	69.0	4.0	0.5	1.8
	3	6.75 ± 0.2	37.7	37.7	72.0	69.0	4.0	0.4	1.7
	2	6.25 ± 0.2	35.4	35.1	72.0	69.0	4.0	0.4	1.7
	1	5.75 ± 0.2	33.1	33.1	72.0	69.0	4.0	0.4	1.6
	0	5.25 ± 0.2	30.8	30.5	72.0	69.0	4.0	0.3	1.6
OFF	9	4.75 ± 0.2	28.2	28.2	72.0	69.0	4.0	0.3	1.5
	8	4.25 ± 0.2	25.9	25.9	72.0	69.0	4.0	0.3	1.5
	7	3.75 ± 0.2	23.6	23.6	72.0	69.0	4.0	0.3	1.4
	6	3.25 ± 0.2	21.3	21.3	72.0	69.0	4.0	0.3	1.4
	5	2.75 ± 0.2	19.0	18.7	72.0	69.0	4.0	0.2	1.3
	4	2.25 ± 0.2	16.4	16.4	72.0	69.0	4.0	0.2	1.3
	3	1.75 ± 0.2	14.1	14.1	72.0	69.0	4.0	0.2	1.2
	2	1.25 ± 0.2	11.8	11.8	72.0	69.0	4.0	0.2	1.2
	1	0.75 ± 0.2	9.5	9.5	72.0	69.0	4.0	0.2	1.1
	0	0.25 ± 0.2	7.2	7.2	72.0	69.0	4.0	0.1	1.1

2-stage			PM486FS-55						
DIP	Switch	EXT Voltage(V)	Speed (ft/min) ± 5%		Tangential Force (lb)	Torque (lb-in)	Current (A)		
			No-Load	Rated	Starting	Starting	Starting	No-Load	Rated
ON	9	9.75 ± 0.2	213.9	167.0	21.7	20.4	4.0	0.5	2.1
	8	9.25 ± 0.2	195.8	167.0	21.7	20.4	4.0	0.5	2.1
	7	8.75 ± 0.2	187.0	167.7	21.7	20.4	4.0	0.5	2.0
	6	8.25 ± 0.2	178.1	175.9	21.7	20.4	4.0	0.5	1.9
	5	7.75 ± 0.2	169.3	169.3	21.7	20.4	4.0	0.5	1.8
	4	7.25 ± 0.2	160.4	160.4	21.7	20.4	4.0	0.5	1.8
	3	6.75 ± 0.2	142.4	142.4	21.7	20.4	4.0	0.4	1.7
	2	6.25 ± 0.2	133.5	133.5	21.7	20.4	4.0	0.4	1.7
	1	5.75 ± 0.2	124.6	124.6	21.7	20.4	4.0	0.4	1.6
	0	5.25 ± 0.2	115.8	115.8	21.7	20.4	4.0	0.3	1.6
OFF	9	4.75 ± 0.2	106.9	106.9	21.7	20.4	4.0	0.3	1.5
	8	4.25 ± 0.2	98.1	98.1	21.7	20.4	4.0	0.3	1.5
	7	3.75 ± 0.2	88.9	88.9	21.7	20.4	4.0	0.3	1.4
	6	3.25 ± 0.2	80.1	80.1	21.7	20.4	4.0	0.3	1.4
	5	2.75 ± 0.2	71.2	71.2	21.7	20.4	4.0	0.2	1.3
	4	2.25 ± 0.2	62.3	62.3	21.7	20.4	4.0	0.2	1.3
	3	1.75 ± 0.2	53.5	53.5	21.7	20.4	4.0	0.2	1.2
	2	1.25 ± 0.2	44.6	44.6	21.7	20.4	4.0	0.2	1.2
	1	0.75 ± 0.2	35.8	35.8	21.7	20.4	4.0	0.2	1.1
	0	0.25 ± 0.2	26.6	26.6	21.7	20.4	4.0	0.1	1.1

Other speeds available.

Shaded area designates speeds where stable speed function is inoperative.



CB-016S2



## OPERATING CHARACTERISTICS WITH HB-510 HYBRID CARD

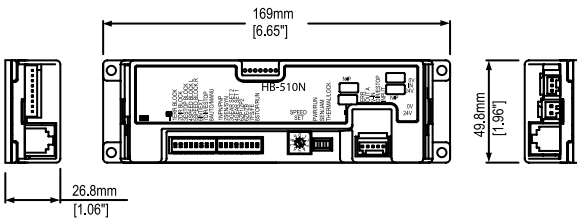
3-stage		PM486FS-15						
Rotary Switch	EXT Voltage (V)	Speed (ft/min) ± 5%		Tangential Force (lb)	Torque (lb-in)	Current (A)		
		No-Load	Rated	Starting	Starting	Starting	No-Load	Rated
9	9.5 ± 0.2	56.8	44.3	70.6	67.3	4.0	0.6	2.2
8	8.5 ± 0.2	51.8	44.3	70.6	67.3	4.0	0.6	2.1
7	7.5 ± 0.2	47.2	45.9	70.6	67.3	4.0	0.6	1.9
6	6.5 ± 0.2	42.7	42.7	70.6	67.3	4.0	0.5	1.8
5	5.5 ± 0.2	37.7	37.7	70.6	67.3	4.0	0.4	1.7
4	4.5 ± 0.2	33.1	33.1	70.6	67.3	4.0	0.4	1.6
3	3.5 ± 0.2	28.2	28.2	70.6	67.3	4.0	0.4	1.5
2	2.5 ± 0.2	23.6	23.6	70.6	67.3	4.0	0.3	1.4
1	1.5 ± 0.2	19.0	19.0	70.6	67.3	4.0	0.3	1.3
0	0.5 ± 0.2	14.1	14.1	70.6	67.3	4.0	0.2	1.2

2-stage		PM486FS-55						
Rotary Switch	EXT Voltage (V)	Speed (ft/min) ± 5%		Tangential Force (lb)	Torque (lb-in)	Current (A)		
		No-Load	Rated	Starting	Starting	Starting	No-Load	Rated
9	9.5 ± 0.2	213.9	167.3	21.3	20.4	4.0	0.6	2.2
8	8.5 ± 0.2	195.9	167.3	21.3	20.4	4.0	0.6	2.1
7	7.5 ± 0.2	178.1	173.2	21.3	20.4	4.0	0.6	1.9
6	6.5 ± 0.2	160.4	160.4	21.3	20.4	4.0	0.5	1.8
5	5.5 ± 0.2	142.4	142.4	21.3	20.4	4.0	0.4	1.7
4	4.5 ± 0.2	124.7	124.7	21.3	20.4	4.0	0.4	1.6
3	3.5 ± 0.2	107.0	107.0	21.3	20.4	4.0	0.4	1.5
2	2.5 ± 0.2	88.9	88.9	21.3	20.4	4.0	0.3	1.4
1	1.5 ± 0.2	71.2	71.2	21.3	20.4	4.0	0.3	1.3
0	0.5 ± 0.2	53.5	53.5	21.3	20.4	4.0	0.2	1.2

Other speeds available.

Shaded area designates speeds where stable speed function is inoperative.



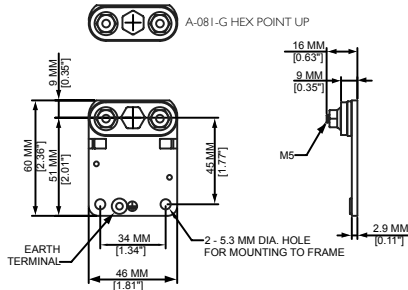
HB-510




## MINIMUM TUBE LENGTH

Brake Option	Shaft Type	Groove Configuration	Minimum Tube Length (mm)	
			2 Stage gear	3 Stage gear
Non-Brake	Standard Hex	No Grooves	305	328
		35/22		
		50/32		
Non-Brake	Threaded (JT) or Yoke (JR)	No Grooves	315	338
		35/22		
		50/32		
With Brake	Standard Hex	No Grooves	369	392
		35/22		
		50/32		

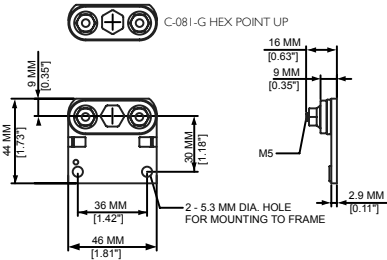
## MOUNTING BRACKETS



A-071-G HEX FLAT UP



A-071-G HEX FLAT UP



C-071 HEX FLAT UP



C-071 HEX FLAT UP